

FEED BACK ANALYSIS

Christian College Kattakada

Thiruvananthapuram- 695524, Kerala

ACADEMIC YEAR - 2017-2018

Analysis of Feedback from stakeholders

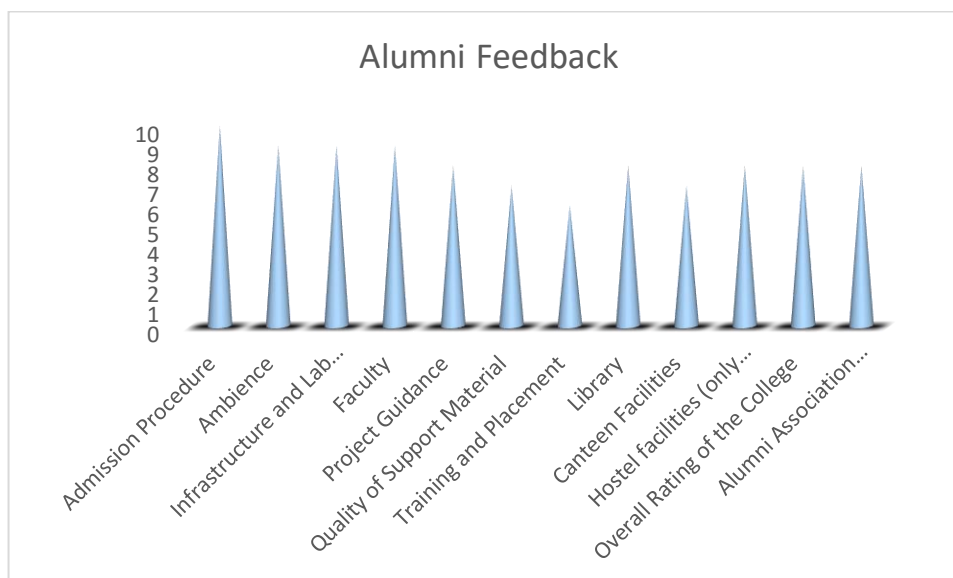
Feedback from Alumni

Alumni meet was conducted and the feedback on various criteria were collected,

Alumni suggested to improve

- ICT facilities in class room
- Library journal subscriptions, magazines should be increased
- Placement and training cell should be more active by conducting more placement orientation programmes and inviting private firms for the campus recruitments
- Infrastructure and lab facilities enhancement in PG Departments

The analysis of feedback is shown in a five point scale as follows,



CHRISTIAN COLLEGE KATTAKADA

Affiliated to the Kerala University
Thiruvananthapuram - 695 572
Ph: 0471 -2290243 Fax: 0471 - 2290357 Website:
www.christiancollegektda.org
Email: christiancollegektda@gmail.com

PARENT'S FEEDBACK FORM

ESSENTIAL DETAILS

Parent Name	
Student's Name	
Course studied	
Year of Passing out	
Permanent Address	
Contact No.	
Email ID	
Designation	

Sl No.	Details	E	VG	G	A	P
1	Admission Procedure					
2	Academic Discipline					
3	Work culture					
Kindly select the appropriate option as per the following criteria.						
1- Poor (P), 2- Average (A), 3- Good (G), 4- Very Good (VG), 5- Excellent (E)						
4	Library					
5	Canteen Facilities					
6	Sports and Cultural Activities					
7	Student's counselling Activities					
8	Infrastructure and Lab Facilities					
9	Improvement in soft skills, knowledge, ethics, morality, observed by you in your ward while studying in college					
10	Examination system adopted by the college					
11	Overall Rating of the College					
12	Evaluation and Feedback mechanism					
13	How do you rate development activities Organized by the College for your Overall Development?					
14						

15. Suggestion for Improvements

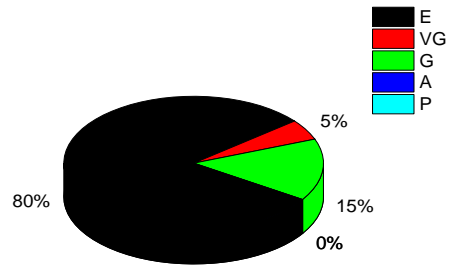
- Department

- College
- Any other suggestions

Name and Signature

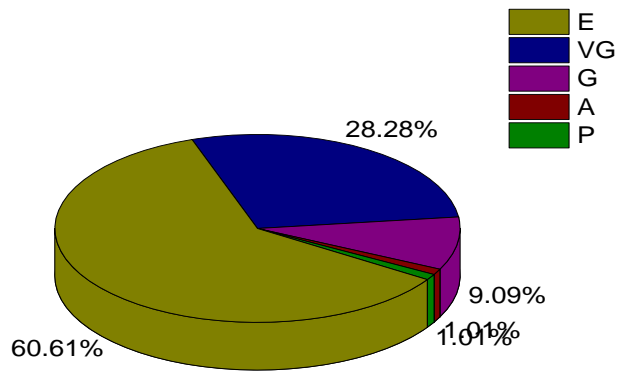
Admission Procedure

Details	Excellent	Very Good	Good	Average	Poor
Data	160	10	30	0	0



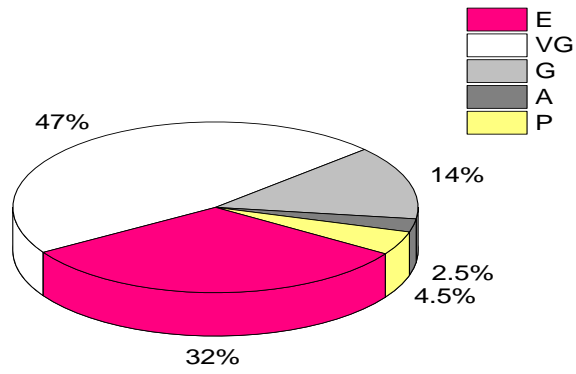
Academic Discipline

Details	Excellent	Very Good	Good	Average	Poor
Data	120	56	18	2	2



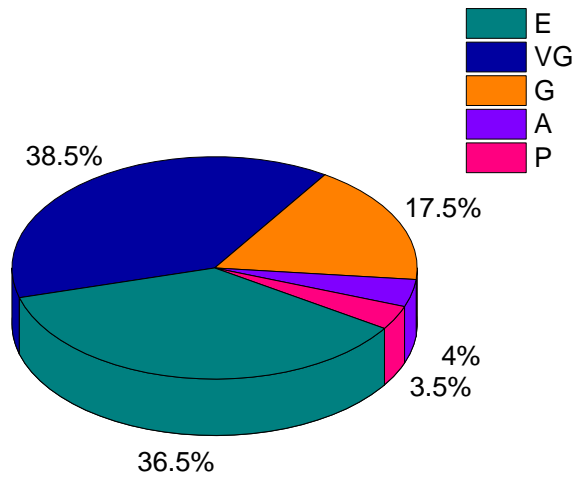
Work Culture

Details	Excellent	Very Good	Good	Average	Poor
Data	64	94	28	5	9



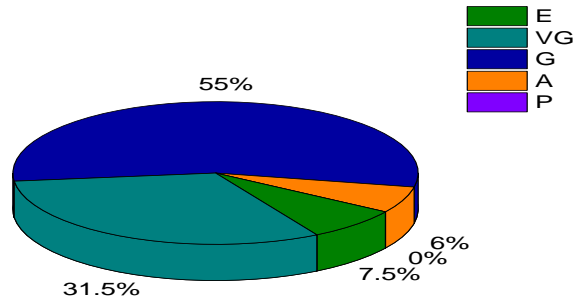
Faculty

Details	Excellent	Very Good	Good	Average	Poor
Data	73	77	35	8	7



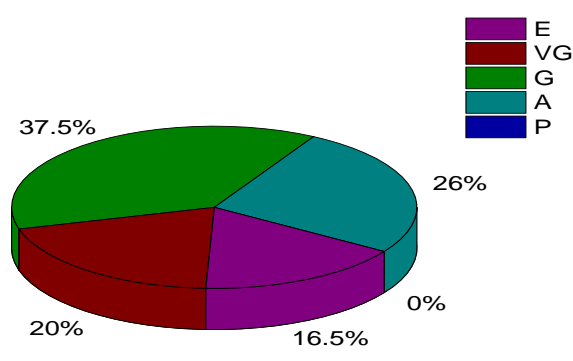
Library

Details	Excellent	Very Good	Good	Average	Poor
Data	15	63	110	12	0



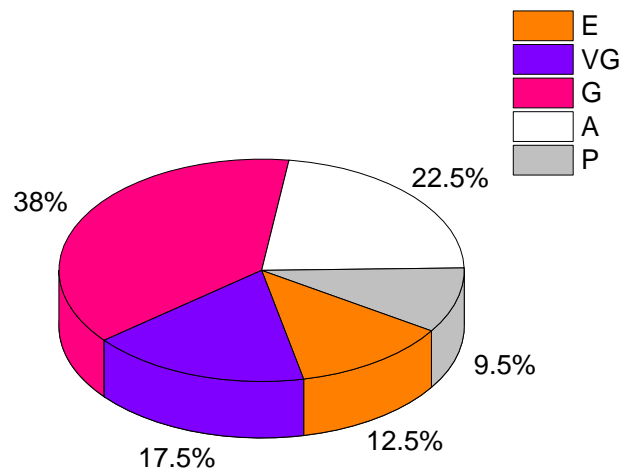
Canteen Facilities

Details	Excellent	Very Good	Good	Average	Poor
Data	33	40	75	52	0



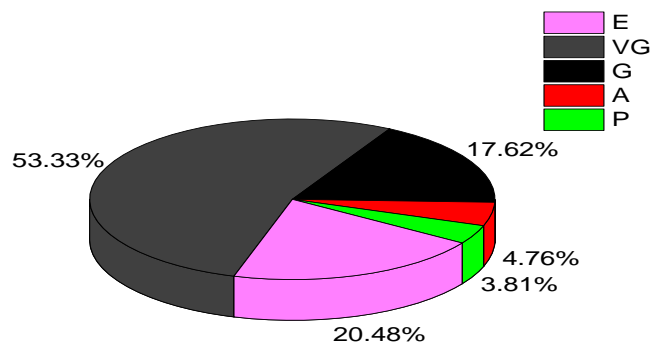
Sports & Cultural Activities

Details	Excellent	Very Good	Good	Average	Poor
Data	25	35	76	45	19



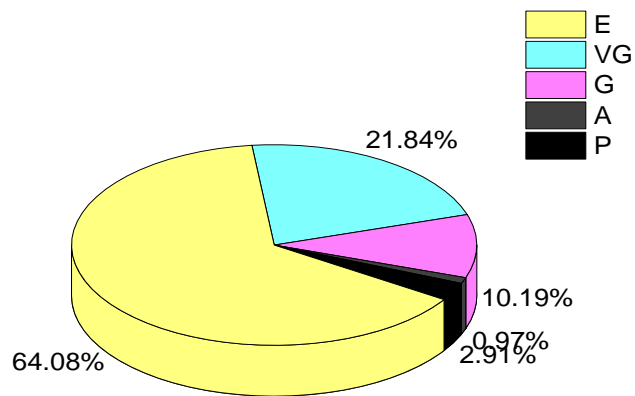
Student's Counselling Activities

Details	Excellent	Very Good	Good	Average	Poor
Data	43	112	37	8	0



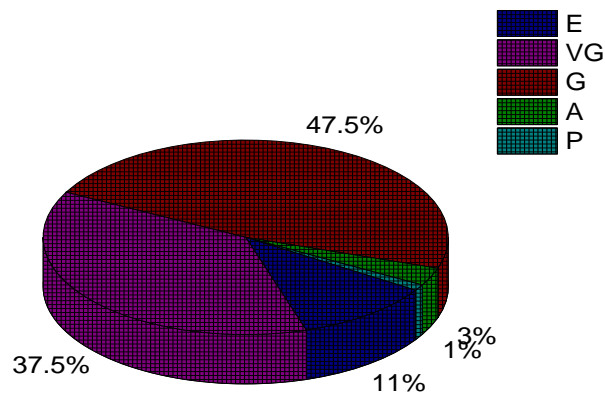
Infrastructure & Lab Facilities

Details	Excellent	Very Good	Good	Average	Poor
Data	132	45	21	2	0



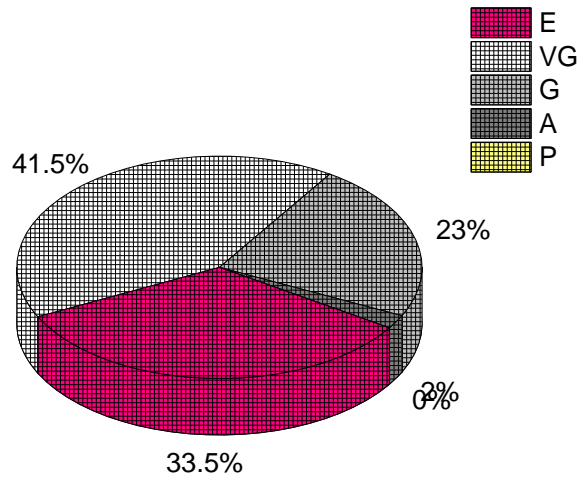
Improvement in soft skills, knowledge etc

Details	Excellent	Very Good	Good	Average	Poor
Data	22	75	95	6	2



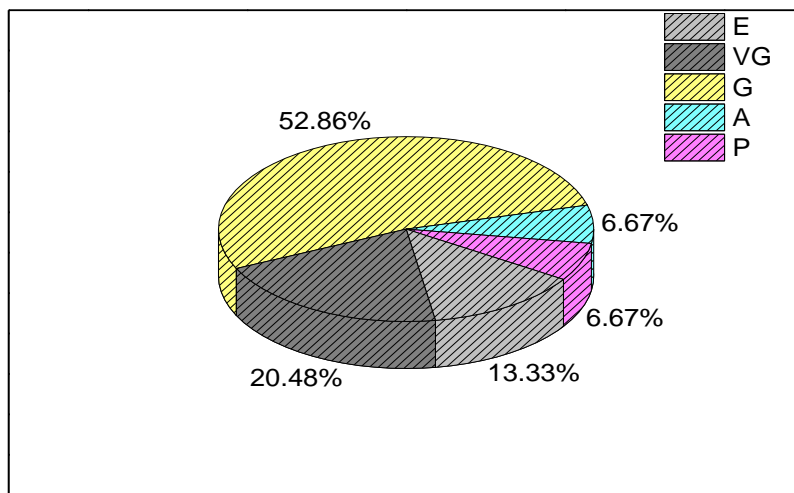
Examination system adopted by the college

Details	Excellent	Very Good	Good	Average	Poor
Data	67	83	46	4	0



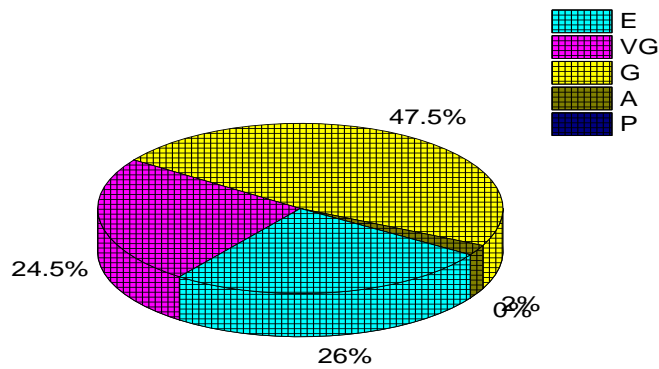
Overall rating of the college

Details	Excellent	Very Good	Good	Average	Poor
Data	28	33	111	14	14



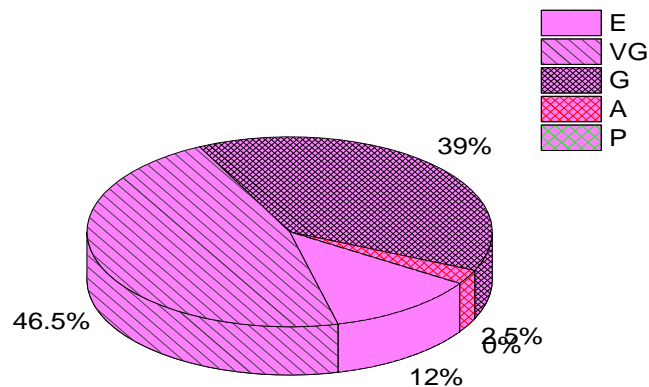
Evaluation and feedback mechanism

Details	Excellent	Very Good	Good	Average	Poor
Data	52	49	95	4	



Overall development

Details	Excellent	Very Good	Good	Average	Poor
Data	24	93	78	5	0



Feedback from Student's

Students gave their feedback about the teaching in the following points

- Conceptual clarity
- Motivation of teacher
- Communication skill
- Punctuality
- Subject knowledge
- Completion of syllabus

- Practical explanation with theory

